




KEMISTAR CORPORATION LIMITED

Investor Presentation FY 2022-2023 Results





SAFE HARBOUR STATEMENT:

- ❖ This presentation has been prepared by Kemistar Corporation Limited (the “Company”/”we”/”our”) and is general background information about the Company’s activities at the date of this presentation. This is solely for information purpose and do not constitute any advice or a recommendation to investors or potential investors in respect of the holding, purchasing or selling of securities or other financial instruments and does not take into account any investor’s particular objectives.
- ❖ The document contains certain words and statements which create an expressions that are “forward-looking statements” like hope, believe, future growth etc. These statements are not guarantees of future performance and undue reliance should not be placed on them. Actual results may differ materially from any projections of future performance or result expressed or implied by such forward-looking statements due to certain risks or uncertainties, changes in the market, policy changes, volatility of income etc. As a result, actual future gains, losses or impact on net income could materially differ from those that have been estimated.
- ❖ The Company may, make additional written and oral forward-looking statements, including statements contained in the Company’s filings with SEBI and the Stock Exchanges and reports to shareholders as and when required. The Company does not undertake to update any forward-looking statements that may be made from time to time by or on behalf of the Company, to reflect events or circumstances after the date thereof. Clerical error may be done if any during the preparation of the Presentation for which Company will not be liable.



Agenda

1. Company
Overview

2. Quarterly
Performance

3. List of Business Partners

4. Peer Group Comparison



COMPANY PROFILE





COMPANY OVERVIEW:

KEY Points

The company is into the business of Colors, Intermediates, Agro Chemicals and Specialty Chemicals.

Promoted By

The company is promoted by Late Mr. Parshottambhai Patel and Mr. Ketan Kumar Patel.

Diversification

Initially started with the business of Colors and pigments, gradually the company also entered into the businesses of Pigments, Specialty chemicals, Agro chemicals and chemical intermediate like PNTOSA, DNSDA, DASDA (coming soon) and allied Products

Business Networks

The company has its business networks across the globe from African countries, Turkey, USA, Mexico, Bangladesh, Columbia etc.

Facilities

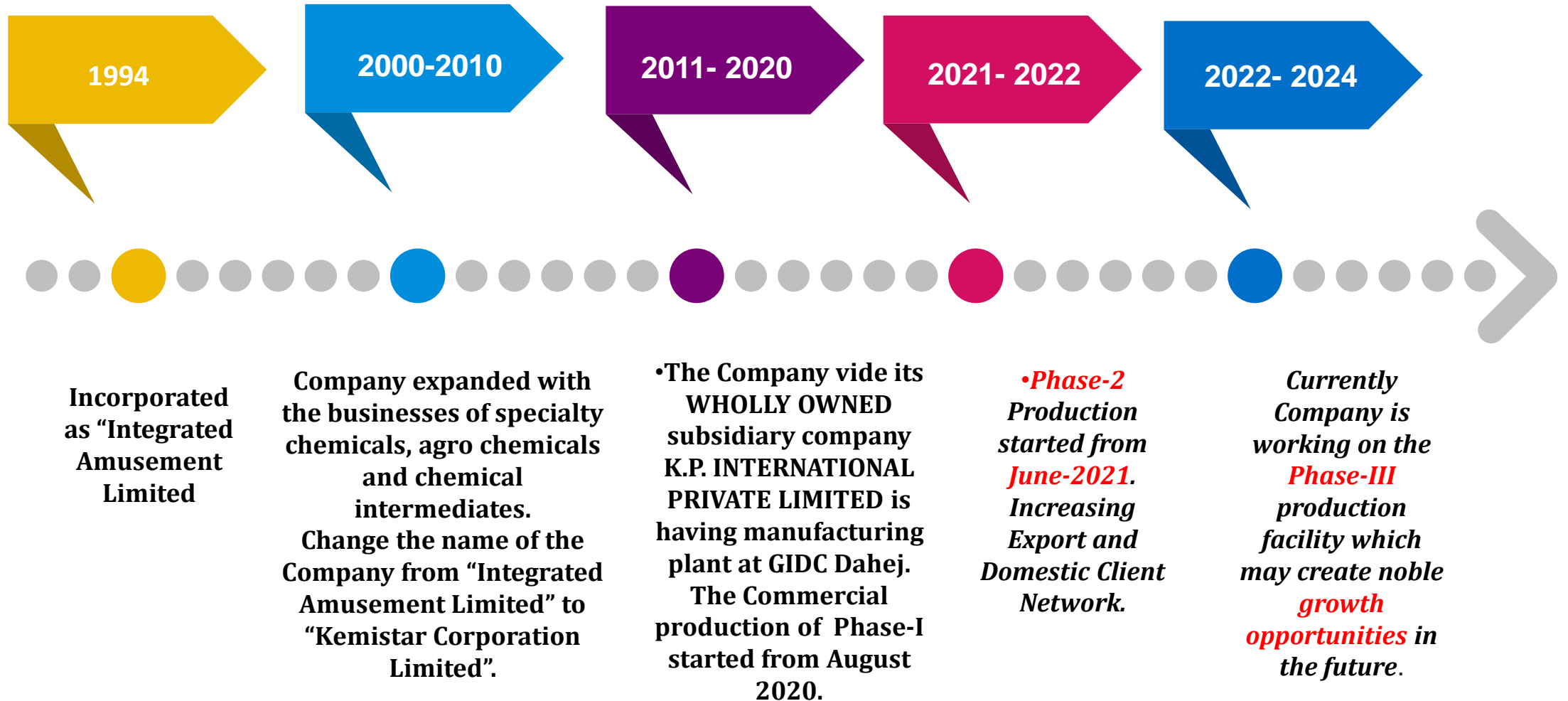
The Company has its state of Art Facility including manufacturing unit by subsidiary in GIDC Dahej in the state of Gujarat.

Subsidiary

K.P International Private Limited is the Wholly Owned Subsidiary Company of Kemistar Corporation Limited.



KEMISTAR JOURNEY SO FAR...





COMPANY OVERVIEW:

- ❑ The company currently has its registered office at Ahmedabad.
- ❑ The company vide its subsidiary company K.P. INTERNATIONAL PRIVATE LIMITED is having manufacturing facility at GIDC Dahej and Ahmedabad.
- ❑ The promoters, in order to expand its manufacturing capacities and thereby grow the business beyond the existing limits, have proposed to expand production capacity at the said place.
- ❑ Foreseeing the said project, the company has also acquired various licenses and environmental clearances for various chemical intermediates, pigments, dyestuffs and allied chemicals etc., proposed to be manufactured over the said facility.
- ❑ On account of project of expansion, company remains committed to its long term plan and strategy.



GLIMPSES OF OUR PLANT :



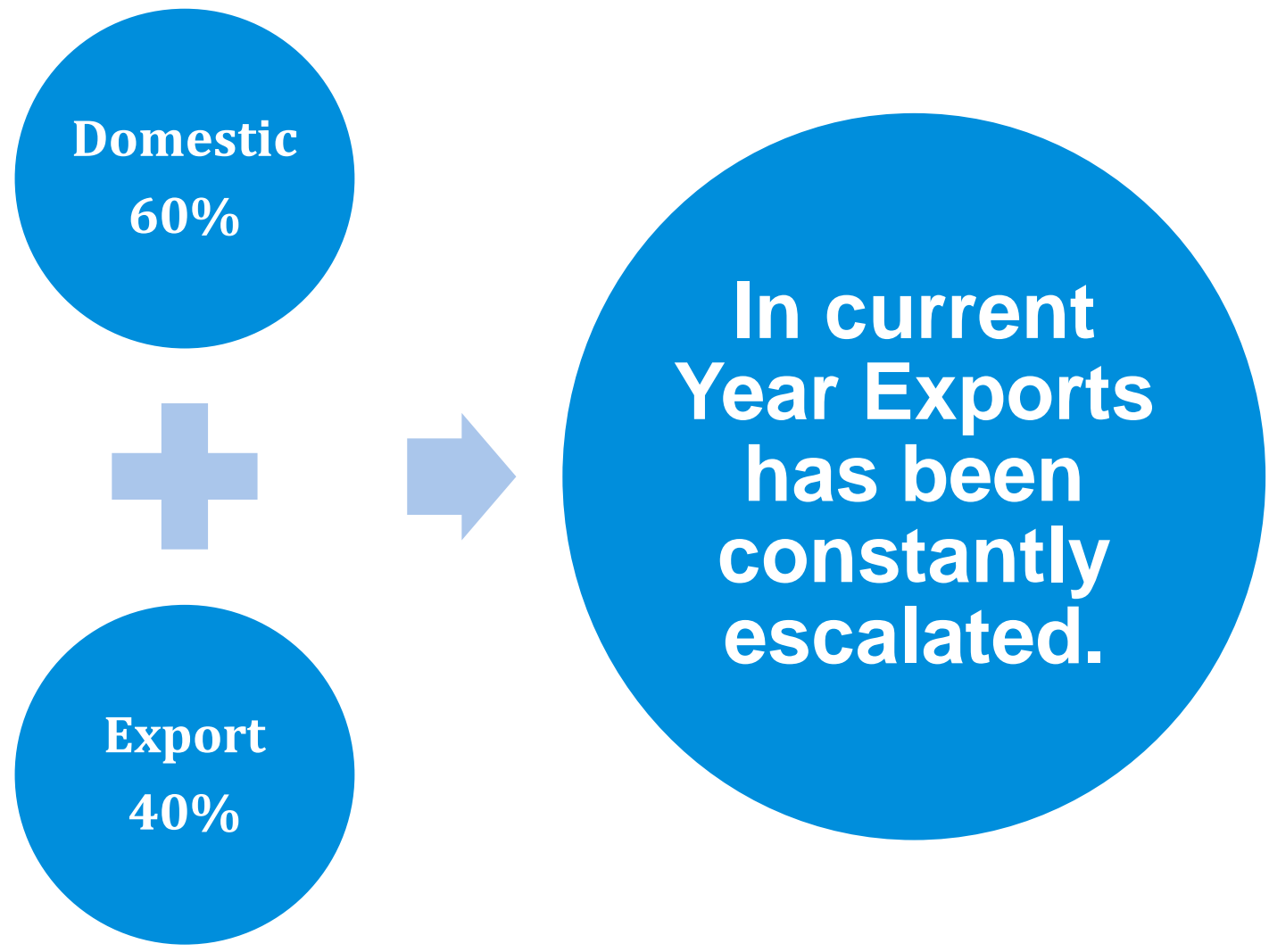


GLIMPSE OF NEW PROJECT UNDER CONSTRUCTION :





YEARLY DOMESTIC AND EXPORT TURN OVER PERFORMANCE:





CONSOLIDATED FINANCIAL STATEMENT : (AMT IN LAKHS)

Particulars	Quarter Ended			Year Ended		YoY%
	31.03.2023	31.03.2022	YoY%	31.03.2023	31.03.2022	
Total Income	318.69	1128.29	(0.72)	1833.73	2097.08	(0.13)
Total Expenses	301.99	535.97	(0.44)	1719.54	1988.99	(0.14)
EBITDA	21.04	62.49	(66.33)	164.42	170.96	(3.83)
Depreciation	12.72	13.73	(7.36)	46.28	48.91	(5.38)
EBIT	8.32	48.76	(82.94)	118.14	122.05	(3.20)
Interest	(8.39)	6.85	(222.48)	3.94	13.96	(71.78)
Taxes	12.47	12.67	(1.58)	30.3	24.17	(25.36)
PAT	4.24	29.24	(85.50)	83.90	83.92	(0.02)



CONSOLIDATED FINANCIAL STATEMENT (AMT IN LAKHS)

<u>Particulars</u>	31/03/2023 (Current year)	31/03/2022 (Previous year)	YoY%
Total Income	1833.73	2097.08	(0.13)
Total Expenses	1719.54	1988.99	(0.14)
EBITDA	164.42	170.96	(3.83)
Depreciation	46.28	48.91	(5.38)
EBIT	118.14	122.05	(3.20)
Interest	3.94	13.96	(71.78)
Taxes	30.3	24.17	(25.36)
PAT	83.90	83.92	(0.02)

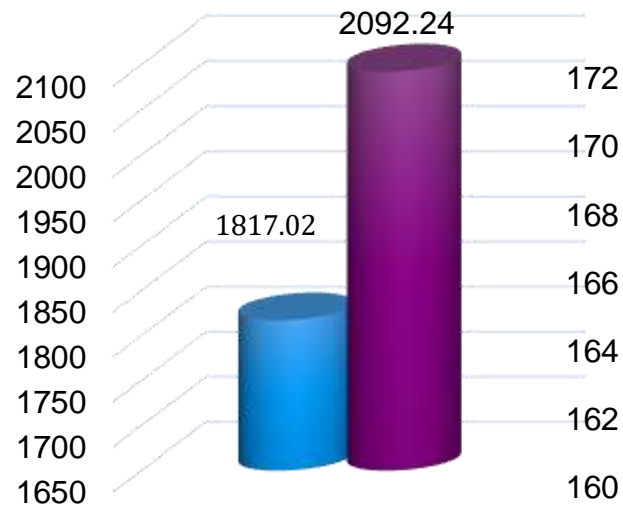


HIGHLIGHTS OF CONSOLIDATED FINANCIALS: (AMT IN LAKHS)

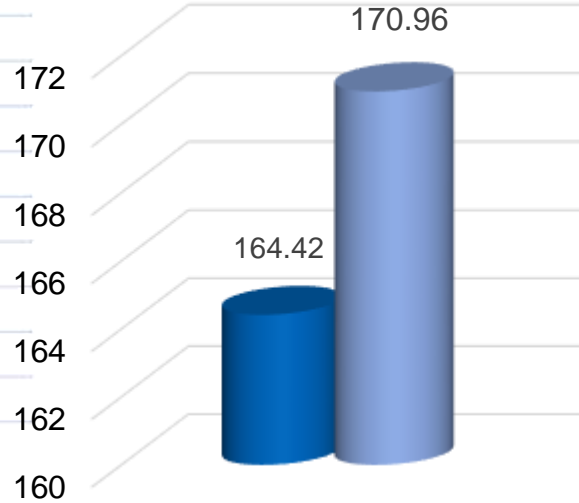
Particulars	(2022-23) Current Year	(2021-22) Previous Year	YoY%
Revenue	1817.02	2092.24	(13.15)
EBITDA	164.42	170.96	(3.83)
PAT	83.90	83.92	(0.02)
EPS	0.78	0.78	0



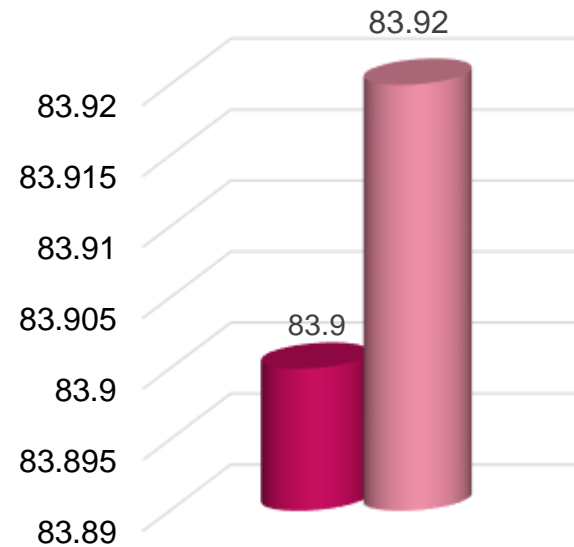
QUARTERLY PERFORMANCE TREND CONSOLIDATED (RS. IN LAKHS)



■ 31.03.23 ■ 31.03.22



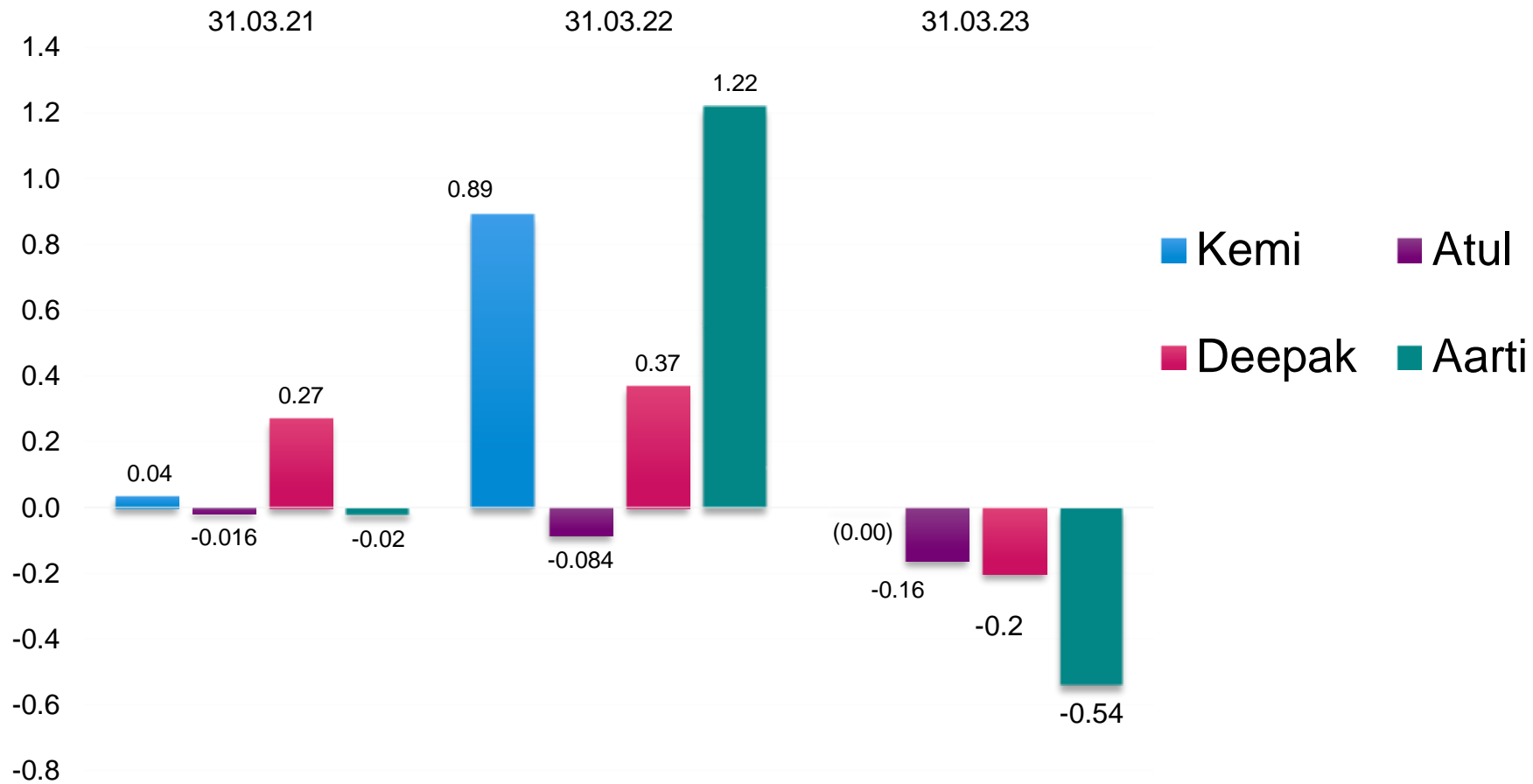
■ 31.03.23 ■ 31.03.22



■ 31.03.23 ■ 31.03.22



QUARTERLY COMPARISON WITH PEER GROUP (PAT CONSOL- GROWTH RATE {YOY %})



YEAR WISE GROWTH RATE



POTENTIAL EXPORT

Phase-II

- Production of **PNTOSA (Para Nitro Toluene Ortho Sulphonic Acid)** in Phase-II started in the Month of June-2021 followed by **DNSDA (4-4 Di-Nitro Stilbin 2-2 Disulphonic Acid)** March- 2022 followed by paper dyes.
- Generous Amount of Export (47%) of total revenue started in March-2022 onwards made by the Company.

Phase-III

- Currently, Company is working for the Phase-III under which major focus is on expansion of Production capacity and Export of **PNTOSA (Para Nitro Toluene Ortho Sulphonic Acid, DNSDA (4-4 Di- Nitro Stilbin 2-2 Disulphonic Acid) and DASDA (4-4 Di-amino Stilbin 2-2 Disulphonic Acid), OBA (Optical Brighner Agent).**
- **DASDA (4-4 Di-amino Stilbin 2-2 Disulphonic Acid)** is having world wide market in the Chemical Segment- Intermediates used for Dyestuff and Optical Brightening Agent, Agro Chemicals, Pharma Ingredients etc.
- The Product is having high Export Potential Worldwide.
- Other than above multipurpose sulphonation plant of 900 MTPA is installed which would bring remarkable growth to the company in near future.



OUTLOOK:

- The Chemical Industry has witnessed a strong recovery since the beginning of 2021 and so as our company gradually worked for the best results and came this far. We are strongly moving forward with a vision of expanding capacity phase wise to conquer the rising demand from domestic and overseas.***
- The revenue of the company is 1833.73 lakhs in FY 2022-2023.***
- The company sees strong business prospects in near future.***



POTENTIAL EXPORT MARKET



USA



SPAIN



TURKEY



BRAZIL



THAILAND



MAXICO



KOREA



JAPAN



INDONESIA



LIST OF BUSINESS PARTNERS:





Kemistar Corporation Limited



For more information please visit

<http://www.kemistar.in/>



THANK YOU!