



KEMISTAR CORPORATION LTD.

CIN No. : L24233GJ1994PLCO22845

604, Manas Complex, Jodhpur Cross Road, Satellite, Ahmedabad-380015,
Gujarat, India. **Ph** : 079-26923570 / 26923587 **Email** : kemistarbse@gmail.com

August 20, 2021

To,
Department of Corporate affairs
Bombay Stock Exchange Limited,
P.J Dalal Street,
Mumbai-400001

Dear Sir,

Subject: Investor Presentation for Q1 FY 2021-22 Result

Scrip code: 531163
Security ID: KEMISTAR

We are attaching herewith, the Investor Presentation prepared on Unaudited Financial Result of the 1st quarter ended on 30.06.2021 for information of members.

Kindly take same on records.

Thanking you

Yours faithfully,

For, Kemistar Corporation Limited

Trusha Shah
Company Secretary





Kemistar Corporation Limited



Investor Presentation- June'21





Disclaimer

This presentation has been prepared by Kemistar Corporation Limited (the “Company”/“we”/“our”) and is general background information about the Company’s activities at the date of this presentation. This is solely for information purpose and do not constitute any advice or a recommendation to investors or potential investors in respect of the holding, purchasing or selling of securities or other financial instruments and does not take into account any investor’s particular objectives.

The document contains certain words and statements which create an expressions that are “forward-looking statements” like hope, believe, future growth etc. These statements are not guarantees of future performance and undue reliance should not be placed on them. Actual results may differ materially from any projections of future performance or result expressed or implied by such forward-looking statements due to certain risks or uncertainties, changes in the market, policy changes, volatility of income etc. As a result, actual future gains, losses or impact on net income could materially differ from those that have been estimated.

The Company may, make additional written and oral forward-looking statements, including statements contained in the Company’s filings with SEBI and the Stock Exchanges and reports to shareholders as and when required. The Company does not undertake to update any forward-looking statements that may be made from time to time by or on behalf of the Company, to reflect events or circumstances after the date thereof.



KEMI STAR

The COMPANY PROFILE





Kemistar Corporation Limited



The company is into the business of Colors, Agro Chemicals and Specialty Chemicals **since last 25 years.**



The company is promoted by Late **Mr. Parshottambhai Patel** and **Mr. Ketankumar Patel.**



Initially started with the business of Colors and pigments, gradually the company also entered into **the businesses of Pigments, specialty chemicals, agro chemical raw materials and chemical intermediate like PNTOSA, DASDA (coming soon) and allied Products.**



The company has its business clients across the globe from **African Countries, Turkey, USA, Mexico, Columbia etc.**



The Company has its state of Art Facility including **manufacturing unit by subsidiary in dahej in the state of Gujarat.**



K.P International Private Limited is the **Subsidiary Company of Kemistar Corporation Limited.**

Company Overview




❑ **Registered Office** at Ahmedabad

❑ **Acquire Licenses and Environmental Clearance**

For various chemical intermediaries

❑ **Industrial Project** at GIDC Dahej, vide its subsidiary company K.P International Pvt. Ltd.



❑ **Commercial Production**

Phase-1
August-2020

❑ **On account of project of expansion,** company remains committed to its long term plan and strategy.

❑ **Commercial Production**

Phase-II
June-2021

FINANCIAL HIGHLIGHTS





Q1 Highlights of Consolidated Financials

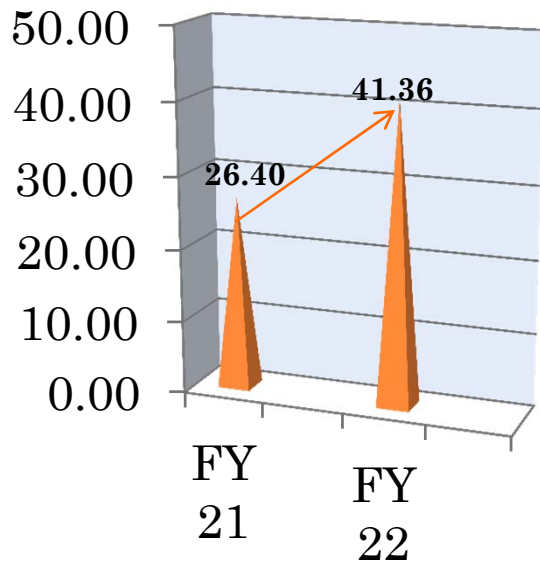
(Amt in Lakhs)

	1st Quarter (2021-22)	1st Quarter (2020-21)	YoY %
Turnover	324.71	217.91	49.01
EBITDA	41.36	26.40	56.67
PAT	26.56	24.20	9.75
EPS	0.25	0.22	13.64

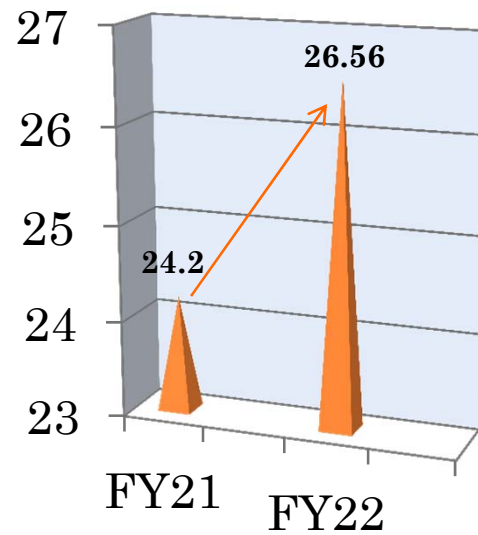


**Q1 FY 2021-22 Highlights (Consolidated)
(Amt in Lakhs)**

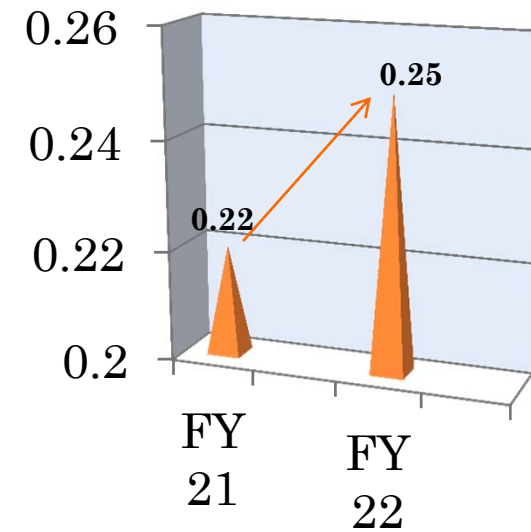
EBITDA



PAT



EPS






Consolidated Financial Statement

(Amt in Lakhs)

Particulars	Quarter Ended		
	30.06.2021	30.06.2020	YoY
Revenue from Operations	324.71	217.91	49.01
Other Income	1.34	2.41	(44.40)
COGS	257.98	159.24	62.01
Expenses	26.70	34.68	(23.01)
EBITDA	41.36	26.40	56.67
EBITDA Margin	12.74	12.12	5.20
Depreciation	10.10	2.17	365.44
EBIT	31.26	24.23	29.01
Taxes	4.7	0.03	15566.67
PAT	26.56	24.20	9.75
PAT Margin	8.18	11.11	-26.37



Kemistar Corporation Limited



Q1 FY 2021-22 Performance



↑ 49.01%

Q1 YoY Growth



↑ 56.67%

Q1 YoY Growth



↑ 9.75%

Q1 YoY Growth





Q1 Highlights Standalone Financials

(Amt in Lakhs)

	1 st Quarter (2021-22)	1 st Quarter (2020-21)	YoY %
Turnover	101.50	58.74	72.80
EBITDA	4.13	1.21	241.32
PAT	2.43	0.10	2330.00
EPS	0.02	0.00	--





Q1 Key Highlights



**Debt free
Company**



**Expansion
of
Production
Capacity**



**Efficient
Inventory
Management
System**



**Consumer
Enlargement**



**Positive
EPS**





CHEMICAL INTERMEDIATES

Petrochemicals

- Chemical intermediates are a part of petrochemicals, which are then processed further in order to derive chemicals of various kinds.

Molecules

- Intermediates are also referred to those molecules that are generated when a chemical substance is converted into a final product.

Usage

- These chemicals are used in various applications. For example, they are utilized in the manufacturing of detergents, coatings, plastics, dyes, fibers of elastic textile, and pharmaceutical & crop protections.

Growth

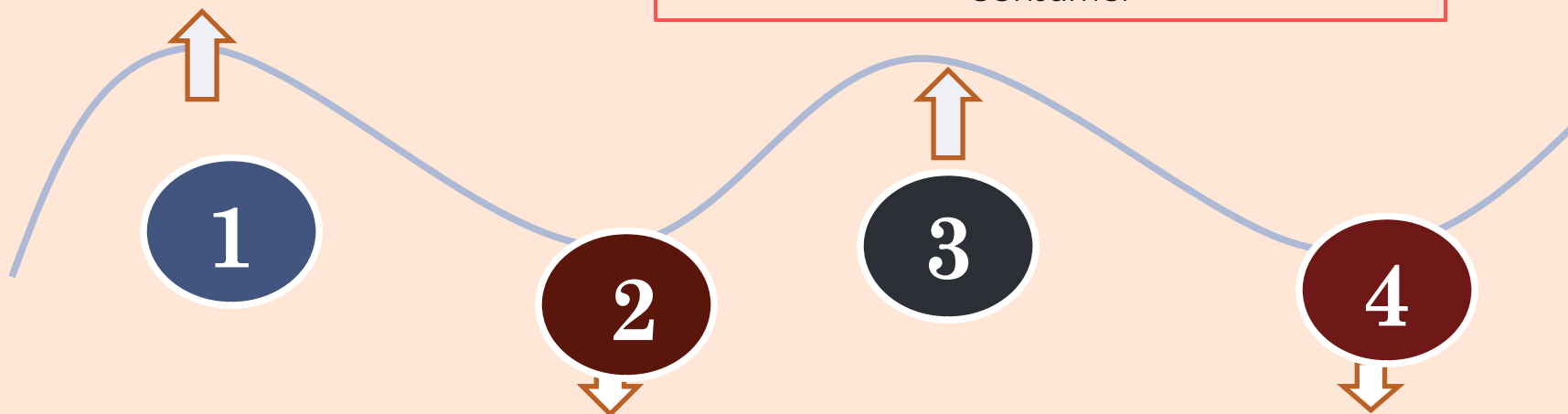
- The Growth of Chemical Intermediate Industry is directly proportional to the growth of its Supplementary industries such as pharmaceuticals, textiles etc.



BRIEF ON CHEMICAL INTERMEDIATES INDUSTRY

The Global Chemical Intermediate Market is expected to grow at healthy annual increment which is driven by demand from end use industries

The industry is increasingly shifting towards Asia Pacific region in line with the shift of its key consumer industries such as automotive, electronics to leverage higher manufacturing competitiveness of emerging economies and to serve the increasing demand from consumer



The Chemical intermediate industry in India provides several building blocks and raw materials for many industries, textiles, paper, paints, soap, detergents, pharmaceuticals and agrochemicals etc.

Over the past few years, Chemical Intermediate Market has witnessed healthy demand from end use industries such as pharmaceuticals textiles automobiles, paints, papers, soaps detergents.



INDIAN CHEMICAL INTERMEDIATE INDUSTRY

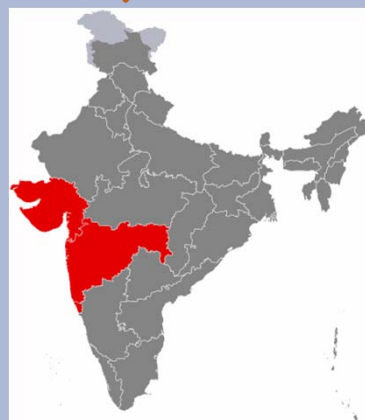
Indian Chemical Intermediate Market is estimated to grow above average annual growth rate of the world market

Several initiatives taken by Government of India will support the growth of chemical industry in India



Regionally, western India has been the dominant region contributing approx. 50% to the Gross Value Added (GVA) for the Chemical Intermediate sector.

India accounts for approximately 16% of the world production of dyestuff & dye intermediates, particularly for reactive acid & direct dyes



MAKE IN INDIA



GROWTH OPPORTUNITIES DUE TO MAKE IN INDIA



The Government of India are considering launching a production linked incentives (PLI) scheme in the chemical sector to boost domestic manufacturing and exports. With the scheme, the company will focus on enhancing their domestic manufacturing apart from focusing on reducing import bills and improving the cost competitiveness of local goods.



Indian Chemical Industry is both capital as well as knowledge intensive. This industry is playing important role in meeting up with basic needs of the people and improving their lives. India has 3.40% of contribution towards the global chemical industry along with 10.30% of chemical products exports share, making it to rank on 14th in exports globally.



Demand of chemical products is expected to grow at approximately 9% p.a. during 2020-25.

The market size of Chemicals & Petrochemicals sector in India is around \$178 bn and projected to reach \$300 bn by 2025.

In recent times, there has been a global shift towards Asia as the world's chemical manufacturing hub. India also offers the availability of a large pool of skilled science professionals.




- Experienced Management
- Strong customer base in domestic market and export
- Skilled work force
- Environmental clearances.
- High standards of environment health and safety norms.



- Shift of focus on India due to slow down in supply of chemical products in China due to new environmental policies.
- Competitive location of the manufacturing unit.

- Unstable market
- Increased fuel charges
- Prices of petrochemicals
- Probability of environmental issues that may come up in the near future.



- High R & D Costs
- Lack of quality raw materials in domestic market, hence incurring expenses on import of raw materials.





KEY TO SUCCESS



Good reputation in the market



Own brand value within the industry



Skilled and experienced personnel



Consistent delivery of Quality Products



Export across the globe such as in US, Mexico, Columbia, Latin America, Turkey & South Africa.





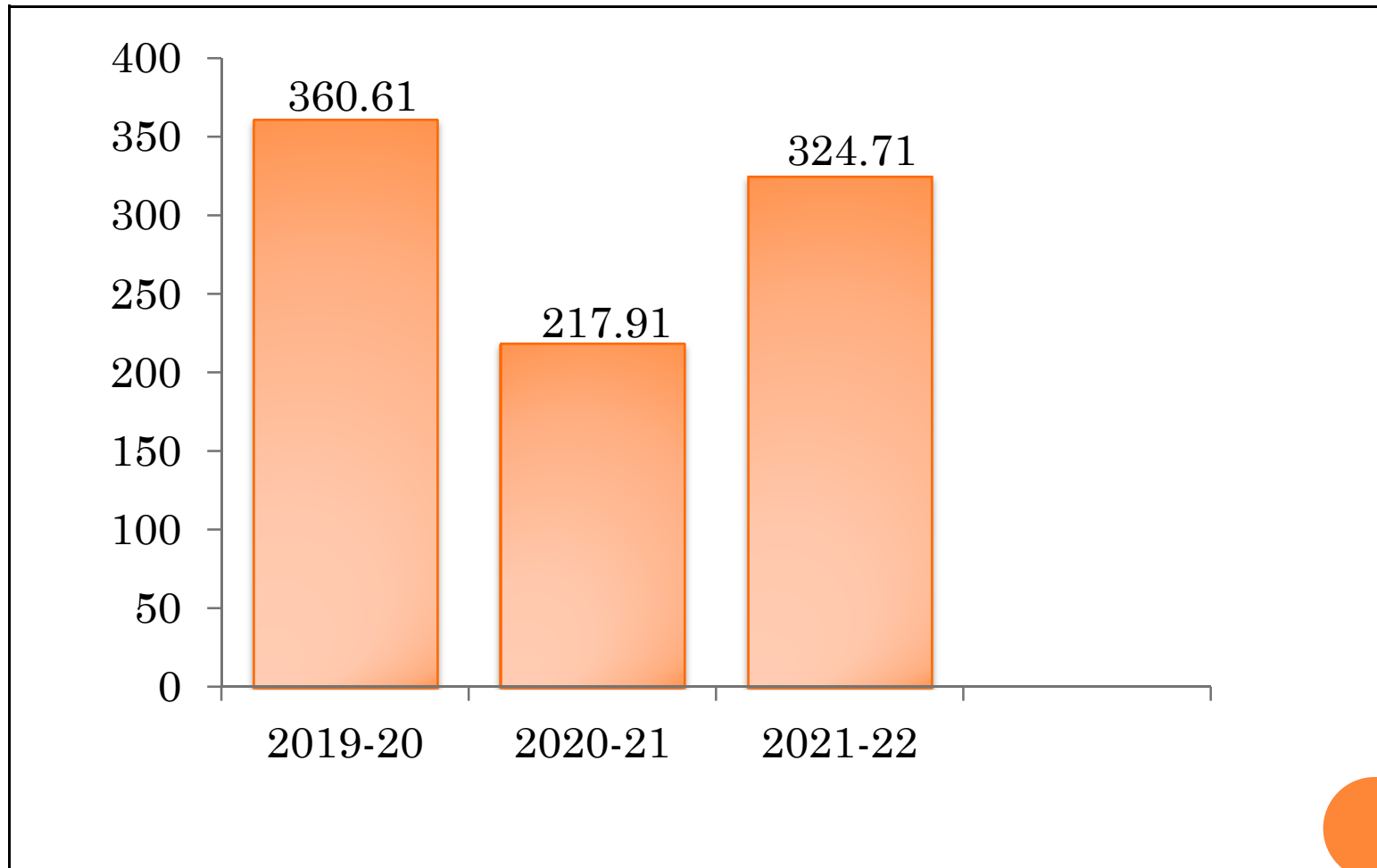
ONGOING PROJECT

- The Project is situated at Dahej, which is a state government promoted industrial area under the PCPIR scheme.
- The size of the acquired land is 27054 sq. mtrs.
- The benefit of having plant in such place is that, the units at Dahej Industrial Estate has locational benefit to manufacture certain chemicals in the entire state of Gujarat, manufacturing of such chemicals are prohibited at any other place except Dahej in Gujarat.
- The company has acquired environmental clearances for approx. 70 products
- Adequate affluent disposal system in Dahej will benefit the plant.
- Technical know how to undertake the operations at the plant of such size.
- **Additional capacity of 1800 MTPA has been installed at the plant situated at Dahej in the Month of June-2021, which will contribute increment in sales revenue subject to setting up the production system and quantity.**
- (Disclosure for expansion of capacity at the plant situated in Dahej for Phase-II has been given to Bombay Stock Exchange (BSE) on June 18, 2021.)



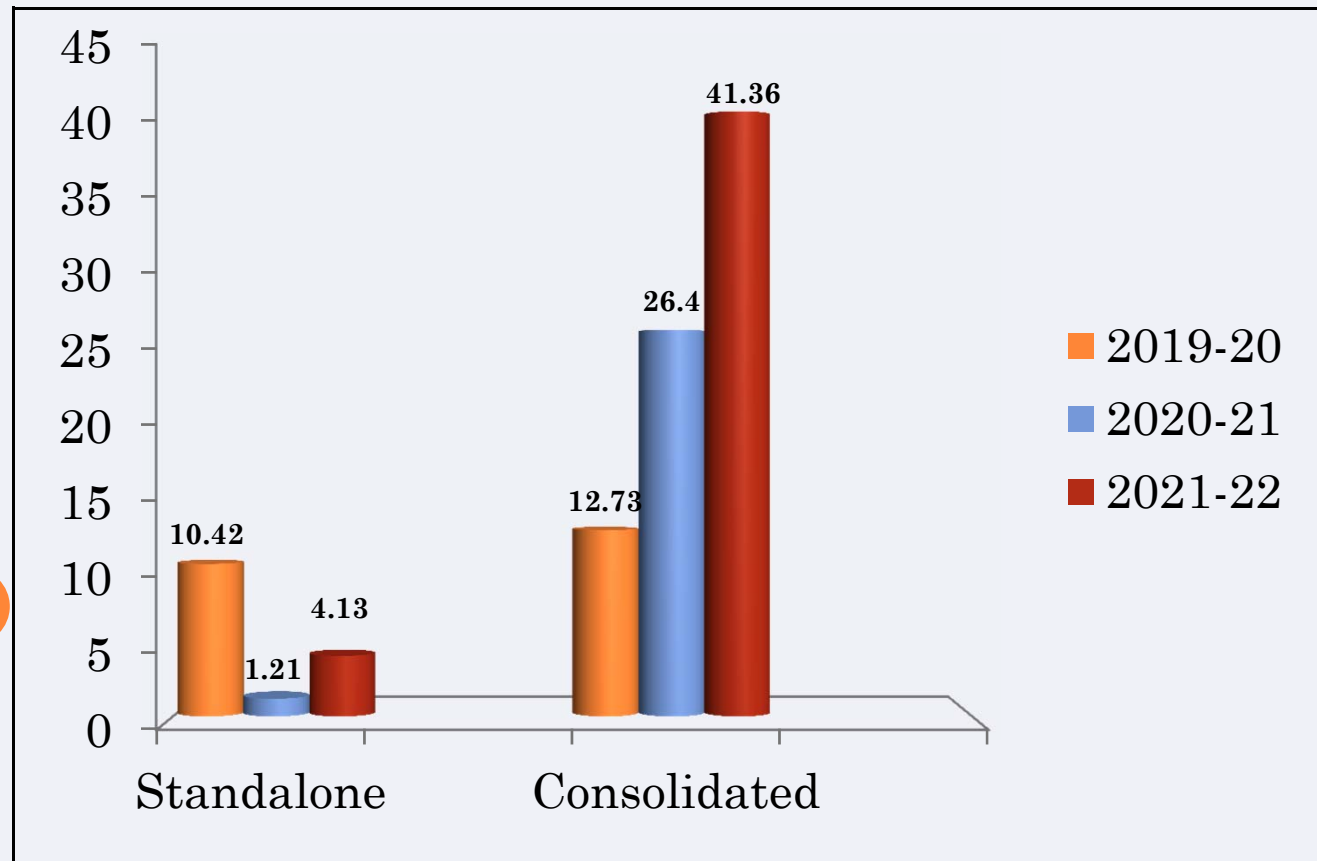


TOTAL REVENUE (IN LAKHS) – LAST 3 QUARTERS (Q1) (CONSOLIDATED)



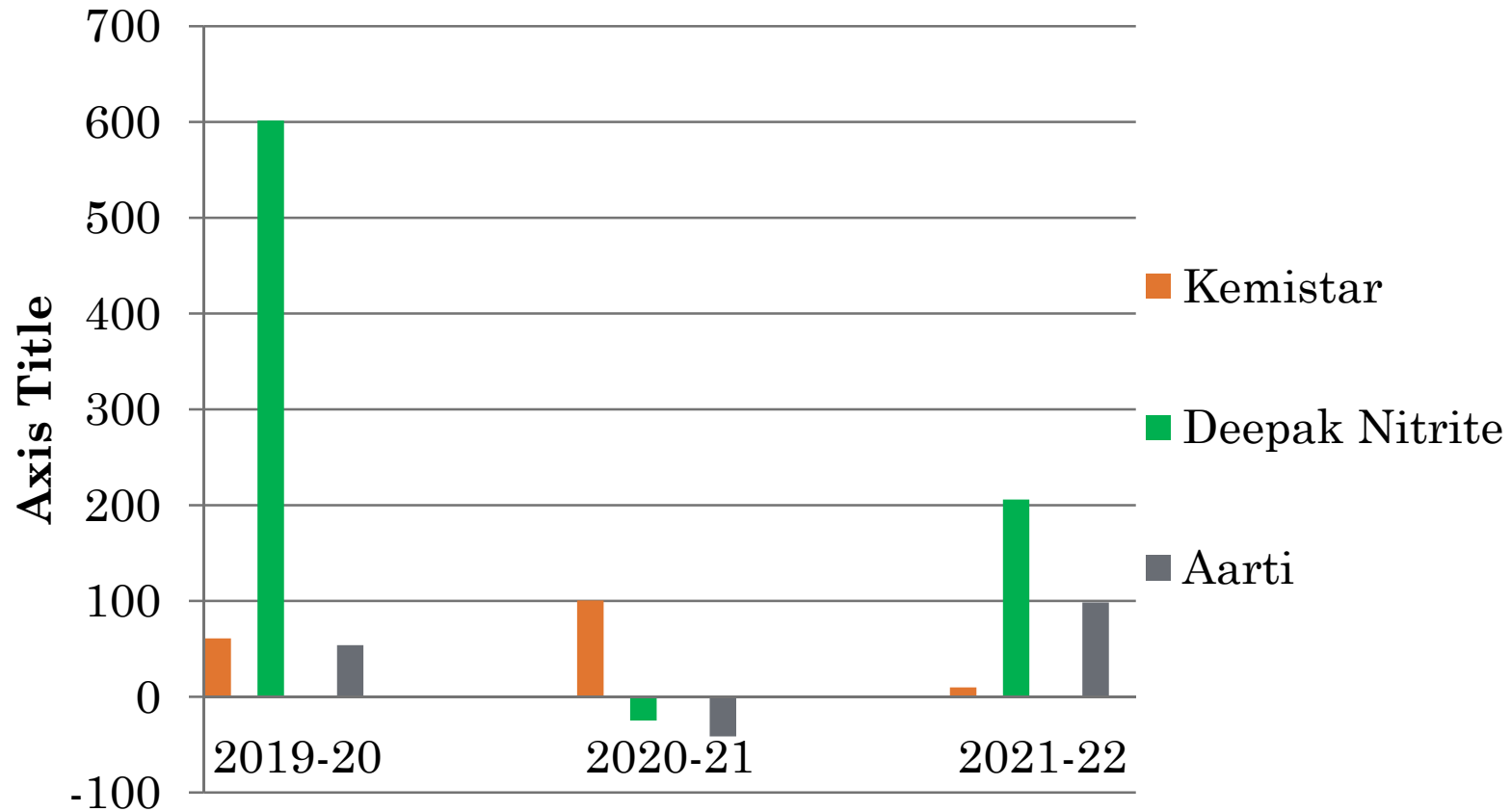


EARNINGS BEFORE INTEREST, TAX & DEPRECIATION (IN LAKHS)





Comparison with Peer Group





Outlook

- ❖ Company is **focusing on key uncertainties**, and then build out scenarios that can be used for business planning around these uncertainties after second wave of **COVID-19**.
- ❖ Increasing **Employee engagement** in the work place.
- ❖ Maintain slow but steady **business growth**.
- ❖ To seek **brand recognition** for our products.
- ❖ **Diversify the products** of the company to meet local and international market demands.





Kemistar Corporation Limited

Thank You

Registered Office:
604, Manas Complex,
Jodhpur Cross Road,
Satellite, Ahmedabad – 380015.

For more information please visit
<http://www.kemistar.in/>